

Your timeline before starting IVF treatment

Step-by-step guide

 **MAKE AN APPOINTMENT WITH A FERTILITY SPECIALIST**

 **CONSULTATION WITH A FERTILITY SPECIALIST**

 **REGISTRATION WITH CITY FERTILITY**


 **MEDICATION TEACH**


 **STARTING YOUR CYCLE**


- ▶ Medical and fertility history review
- ▶ Fertility tests: pathology, pelvic ultrasounds and semen analysis
- ▶ A personalised treatment plan is developed by the specialist

PATIENT

CITY FERTILITY


 **2** Please **COMPLETE** the online registration form to register at the clinic

 **5** **ATTEND** the “**new patient information session**”, in person or online, to discuss consents and cycle timeline with a nurse

 **6** **SIGN & SEND** back documentation emailed to you by the clinic, **PRIOR** to the collection of medication:


- ▶ Treatment consents
- ▶ Financial consent
- ▶ Credit card form
- ▶ Patient declaration

 **8** **ATTEND** a counselling session


 **9** **CONTACT** the clinic **AT LEAST ONE WEEK PRIOR** to day one of your menstrual cycle to organise your medication collection and medication teach, in person or online


 **10** **ATTEND** medication teach, in person or online


 **11** **NOTIFY** the clinic regarding which payment plan you are going to use **PRIOR** to commencing treatment


 **12** **CONTACT** the clinic on **DAY ONE** of your menstrual cycle - if this is on a weekend, please call Monday morning

 **13** **START** the medications according to your treatment plan

 **1** Once your treatment plan is received by City Fertility, a member of our patient services team will **CONTACT** you to outline next steps and send you the link to our online registration form

 **3** We will **SEND** you a tailored information pack via email

 **4** Within a week of sending you the information pack, we will **CONTACT** you to organise a “**new patient information session**” with a nurse, in person or online. At this time, we will **SEND** you further documents via email

 **7** Once you have returned the “**Patient Declaration**”, we will **SEND** you the counselling booking information via email